

Microsoft Access - a03m2homes_LastnameFirstname : Database (Access 2007) - Query Tools

File Home Create External Data Database Tools Design

View Run Select Make Table Append Update Crosstab Delete Union Pass-Through Data Definition Show Table Builder Insert Rows Delete Rows Insert Columns Delete Columns Totals Parameters Property Sheet Table Names

Results Query Type Query Setup Show/Hide

Sales Report

Agents: ID, FirstName, LastName, HomePhone, Title, CellPhone, PerformanceReview

Properties: Listing, DateListed, DateSold, ListPrice, SalePrice, SqFeet, Beds, Baths, Address, SubDivisionID, City, Sold, SellingAgent

SubDivision: SubDivisionID, Subdivision, Pool, RecreationCenter, BikeTrail

Field:	SalePrice	SellingAgent	ListingAgent	Subdivision	DaysOnMarket:	ListComm:	SaleComm:	
Table:	Properties	Properties	Properties	SubDivision	[Date]	[SalePrice]	[SalePrice]	
Sort:								
Show:	<input checked="" type="checkbox"/>	<input checked="" type="checkbox"/>	<input checked="" type="checkbox"/>	<input checked="" type="checkbox"/>	<input checked="" type="checkbox"/>	<input checked="" type="checkbox"/>	<input checked="" type="checkbox"/>	<input type="checkbox"/>
Criteria:								
on:								

Form View

Microsoft Access - a03m2homes_LastnameFirstname : Database (Access 2007) - Microsoft Access

File Home Create External Data Database Tools

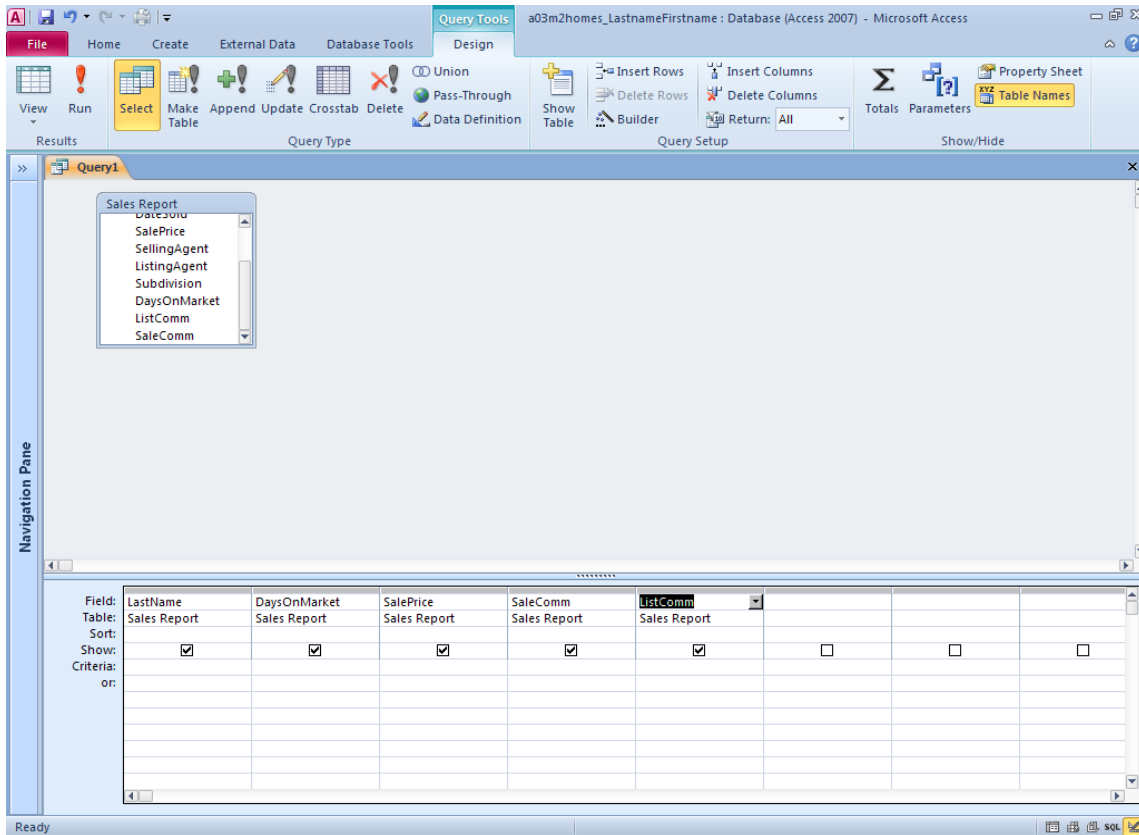
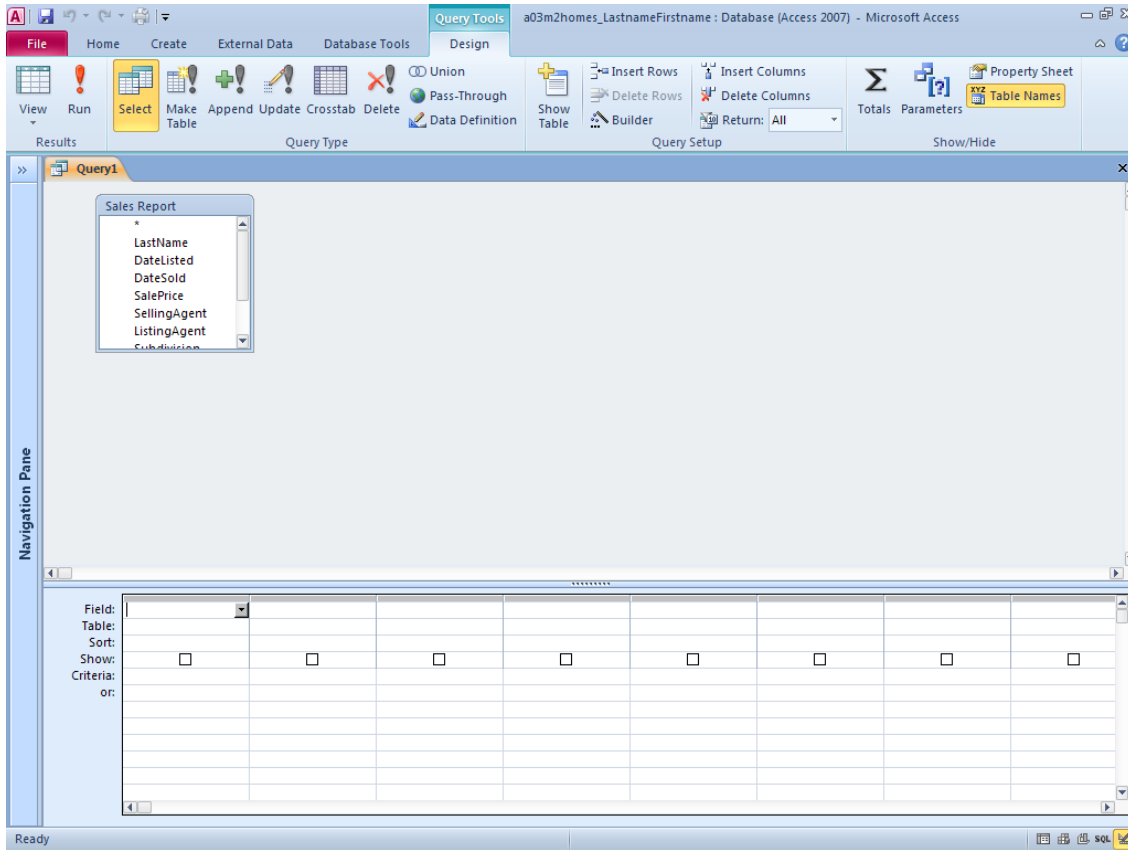
View Run Paste Copy Cut Filter Ascending Descending Selection Advanced Remove Sort Toggle Filter Refresh Save Spelling Delete More Find Replace Go To Select Text Formatting

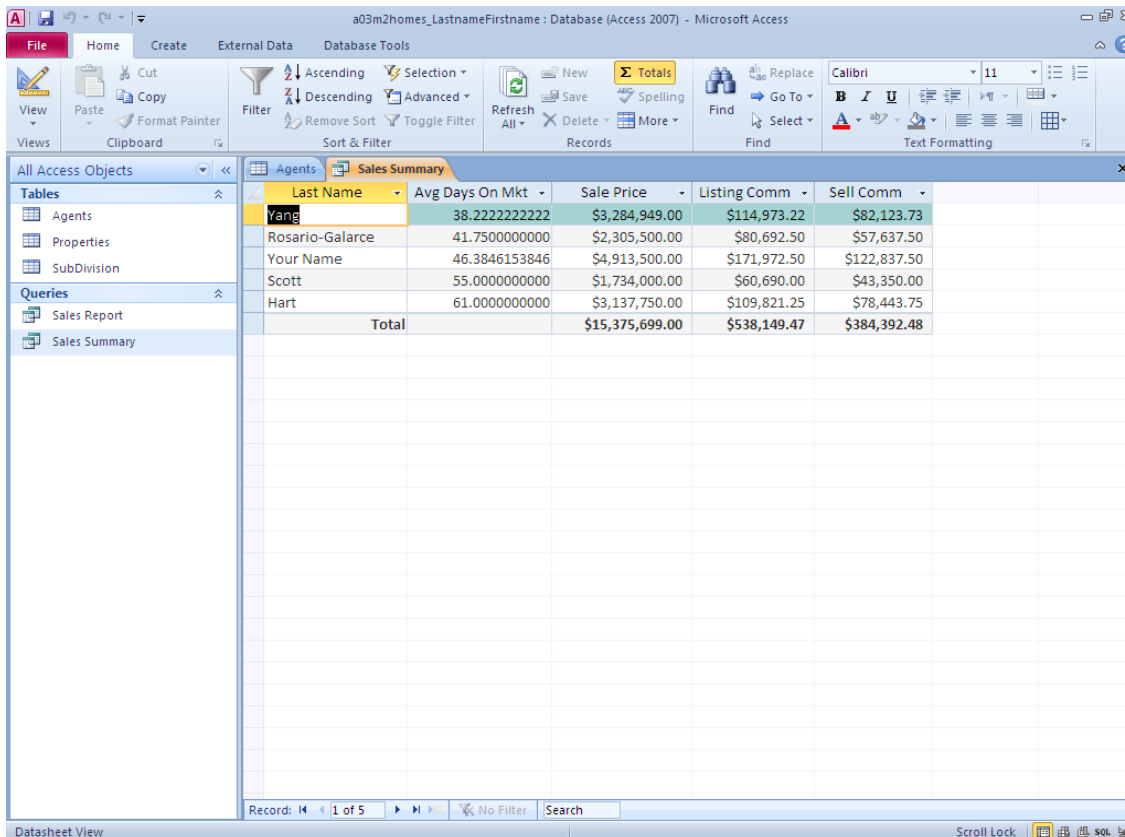
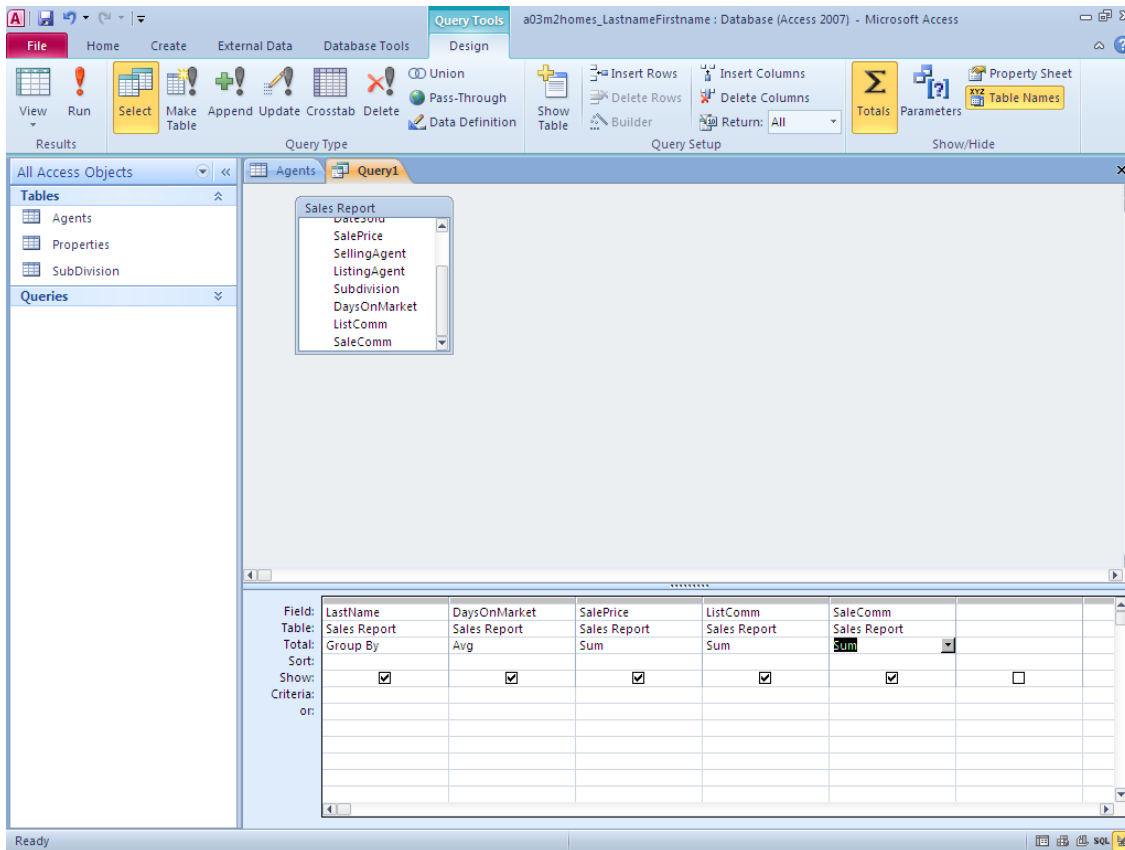
Sales Report

Last Name	Date Listed	Date Sold	Sale Price	Selling Agent	Listing Agent	Subdivision	Days On Market	Listing Comm	Sell C
Hart	6/23/2012	9/14/2012	\$68,000.00	2	3 Dale		83	\$2,380.00	\$
Your Name	6/24/2012	9/15/2012	\$84,500.00	3	2 Dale		83	\$2,957.50	\$
Yang	7/23/2012	8/15/2012	\$99,000.00	4	2 Dale		23	\$3,465.00	\$
Rosario-Galaro	7/25/2012	9/16/2012	\$107,500.00	1	2 Dale		53	\$3,762.50	\$
Rosario-Galaro	8/25/2012	10/17/2012	\$114,000.00	1	4 Wood		53	\$3,990.00	\$
Hart	8/13/2012	10/18/2012	\$124,350.00	2	3 Wood		66	\$4,352.25	\$
Your Name	9/2/2012	10/19/2012	\$125,000.00	3	2 Wood		47	\$4,375.00	\$
Scott	9/3/2012	10/20/2012	\$126,000.00	6	2 Wood		47	\$4,410.00	\$
Lookabil	9/4/2012	10/21/2012	\$128,950.00	5	2 Wood		47	\$4,513.25	\$
Yang	9/5/2012	10/22/2012	\$125,000.00	4	5 Wood		47	\$4,375.00	\$
Lookabil	9/5/2012	10/23/2012	\$126,000.00	5	1 Wood		48	\$4,410.00	\$
Yang	9/5/2012	10/24/2012	\$128,950.00	4	4 Wood		49	\$4,513.25	\$
Your Name	9/5/2012	10/25/2012	\$135,000.00	3	2 Wood		50	\$4,725.00	\$
Hart	9/18/2012	10/26/2012	\$146,400.00	2	5 Wood		38	\$5,124.00	\$
Rosario-Galaro	9/22/2012	10/27/2012	\$149,000.00	1	6 Wood		35	\$5,215.00	\$
Rosario-Galaro	9/24/2012	10/28/2012	\$155,000.00	1	6 Fair Brook		34	\$5,425.00	\$
Hart	10/3/2012	10/30/2012	\$275,000.00	2	6 Fair Brook		27	\$9,625.00	\$
Your Name	10/12/2012	10/31/2012	\$309,000.00	3	6 Fair Brook		19	\$10,815.00	\$
Lookabil	10/13/2012	11/1/2012	\$314,900.00	5	6 Fair Brook		19	\$11,021.50	\$
Scott	10/14/2012	11/2/2012	\$319,000.00	6	1 The Orchards		19	\$11,165.00	\$
Yang	10/15/2012	11/3/2012	\$317,000.00	4	1 The Orchards		19	\$11,095.00	\$
Your Name	10/19/2012	11/30/2012	\$322,000.00	3	2 The Orchards		42	\$11,270.00	\$
Yang	10/19/2012	10/30/2012	\$330,000.00	4	3 The Orchards		11	\$11,550.00	\$
Your Name	6/23/2012	7/15/2012	\$335,000.00	3	1 The Courses		22	\$11,725.00	\$
Lookabil	7/17/2012	11/1/2012	\$338,000.00	5	5 The Courses		107	\$11,830.00	\$
Scott	7/17/2012	11/2/2012	\$339,000.00	6	3 Water Valley		108	\$11,865.00	\$
Total			\$19,936,549.00				51.4444444444444	\$697,779.22	\$49

Record: 1 of 54 No Filter Search

Datasheet View





a03m2homes_LastnameFirstname : Database (Access 2007) - Microsoft Access

File Home Create External Data Database Tools

View Paste Copy Format Painter Clipboard

Filter Ascending Descending Advanced Remove Sort Toggle Filter Sort & Filter

New Save Spelling Refresh All Delete More Records

Replace Go To Find Select Find Text Formatting

Calibri 11

All Access Objects

Tables

- Agents
- Properties
- SubDivision

Queries

- Sales Report
- Sales Summary

Last Name	Avg Days On Mkt	Sale Price	Listing Comm	Sell Comm
Yang	38.2	\$3,284,949.00	\$114,973.22	\$82,123.73
Rosario-Galarce	41.8	\$2,305,500.00	\$80,692.50	\$57,637.50
Your Name	46.4	\$4,913,500.00	\$171,972.50	\$122,837.50
Scott	55.0	\$1,734,000.00	\$60,690.00	\$43,350.00
Hart	61.0	\$3,137,750.00	\$109,821.25	\$78,443.75
Total		\$15,375,699.00	\$538,149.47	\$384,392.48

Record: 1 of 5 No Filter Search

Ready Caps Lock Scroll Lock

a03m2homes_LastnameFirstname : Database (Access 2007) - Microsoft Access

File Home Create External Data Database Tools

View Paste Copy Format Painter Clipboard

Filter Ascending Descending Advanced Remove Sort Toggle Filter Sort & Filter

New Save Spelling Refresh All Delete More Records

Replace Go To Find Select Find Text Formatting

Calibri 11

All Access Objects

Tables

- Agents
- Properties
- SubDivision

Queries

- Sales Report
- Sales Summary

Subdivision	Avg Days On Mkt	Sale Price	Listing Comm	Sell Comm
The Orchards	22.8	\$1,288,000.00	\$45,080.00	\$32,200.00
Fair Brook	24.8	\$1,053,900.00	\$36,886.50	\$26,347.50
Eagle Valley	39.0	\$4,012,000.00	\$140,420.00	\$100,300.00
Wood	47.9	\$1,428,650.00	\$50,002.75	\$35,716.25
Red Canyon	52.0	\$3,790,000.00	\$132,650.00	\$94,750.00
Total		\$11,572,550.00	\$405,039.25	\$289,313.75

Record: 1 of 5 No Filter Search

Ready Scroll Lock

